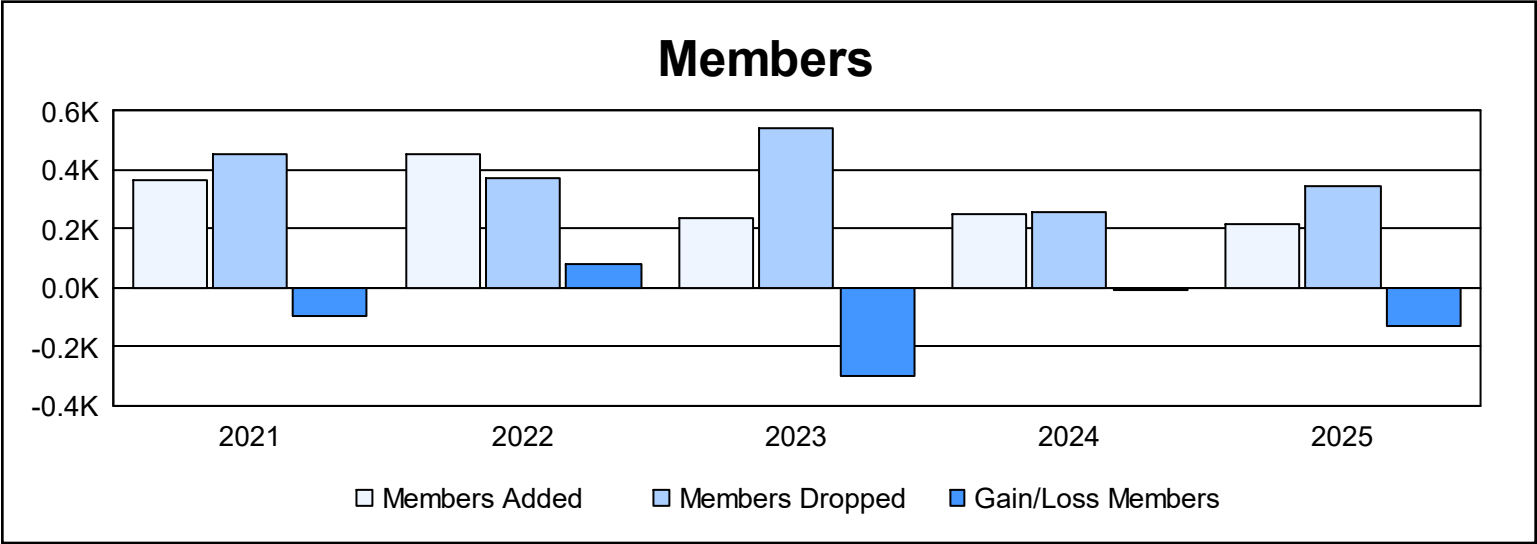
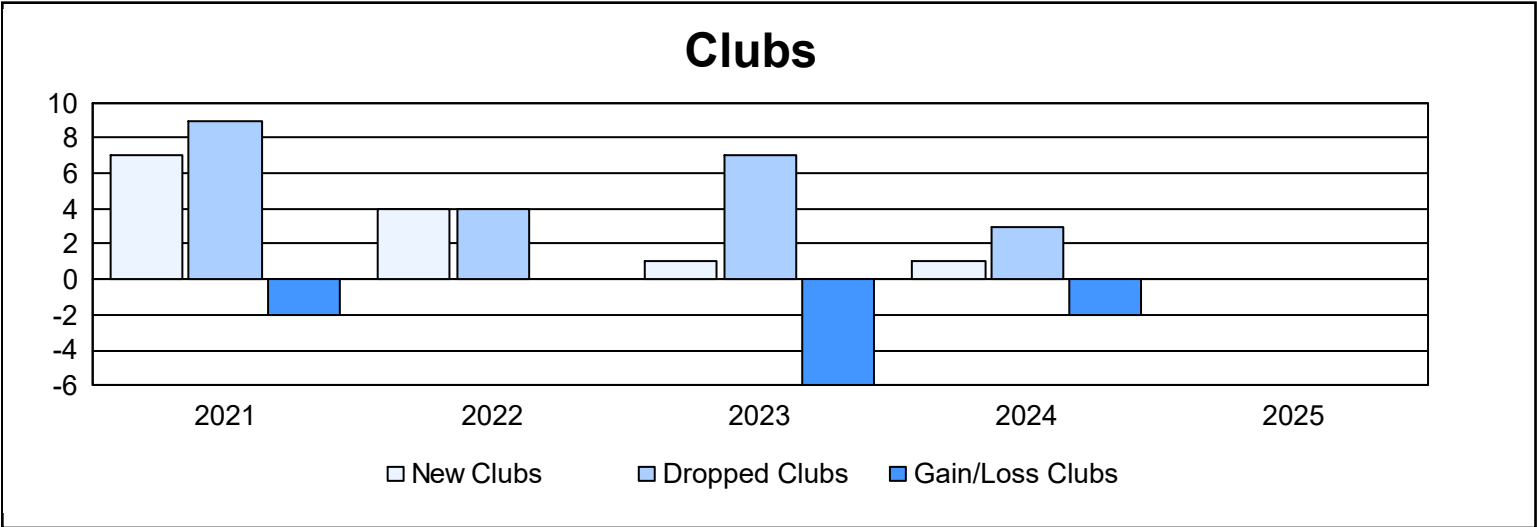
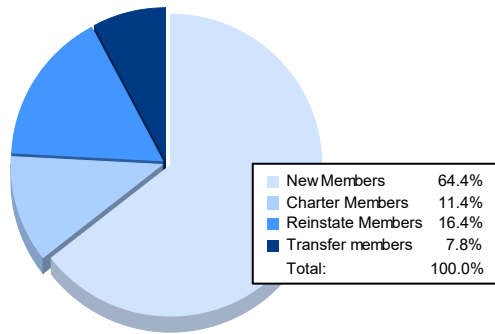


| Year | New Clubs | Dropped Clubs | Gain/ Loss Clubs | New Members | Charter Members | Reinstate Members | Transfer Members | Total Member Added | Total Members Dropped | Gain/ Loss Members |
|-----------|-----------|---------------|------------------|-------------|-----------------|-------------------|------------------|--------------------|-----------------------|--------------------|
| 2020-2021 | 7 | 9 | -2 | 157 | 161 | 40 | 5 | 363 | 456 | -93 |
| 2021-2022 | 4 | 4 | 0 | 276 | 144 | 28 | 4 | 452 | 374 | 78 |
| 2022-2023 | 1 | 7 | -6 | 151 | 51 | 21 | 17 | 240 | 541 | -301 |
| 2023-2024 | 1 | 3 | -2 | 151 | 29 | 53 | 16 | 249 | 254 | -5 |
| 2024-2025 | | | | 141 | 25 | 36 | 17 | 219 | 346 | -127 |
| Average | 3 | 6 | -3 | 175 | 82 | 36 | 12 | 305 | 394 | -90 |



Membership Composition June 2025 Cumulative



Gender Composition June 2025 Cumulative

